

READ FIRST

Course Submission & Contact Information

- **Submitting Course Component Assignments** - you are provided with a convenient online coursework upload form. This will reduce the number of steps required for coursework submission. The online address is: <https://ims.mdivs.edu/students-alumni/course-submission-form/> Please use this form for all your assignments unless for some reason your computer, smart pad, or other device is incompatible.

In the information given later in this study guide, you will see that coursework can also be sent as an email attachment to: lessons@mdivs.edu. This is NOT the preferred method, but as noted above, because some computing devices may have difficulty processing the upload form, you are provided with an alternative coursework submission method. Please use the email attachment method only as an alternative. It is more difficult, but it works with all email clients.

- **Contacting the University or the Course Professor** - the same is true for contacting the University or your course professor. You use email, but you are provided with a convenient online contact form that makes the process easier, and actually speeds up the reply process. The form address is: <https://ims.mdivs.edu/students-alumni/contact-us/>

Now, may God encourage your spirit as you begin this course.

"He will guide you into all truth" (John 16:13)



MASTER'S International UNIVERSITY of Divinity


Course Study Guide

**Biblical Approach to Substance Abuse
SU-501**

3 credits

Home Page <http://www.ims.mdiv.edu/>
General Student Portal <http://ims.mdivs.edu/>

"He will guide you into all truth" (John 16:13).



Master's International University of Divinity
www.ims.mdivs.edu

520 Kimber Lane, Evansville, Indiana 47715
1-800-933-1445 1-812-471-0611 1-812-471-0877 fax

Copyright © and all publication rights reserved.

This study guide is accurate at the time of posting.

A student who downloaded an earlier version may have slightly different requirements. In such a case, the student may elect to complete either the requirements of this study guide (recommended), or the earlier version.

"He will guide you into all truth" (John 16:13).

Welcome to this course! The completion of this course will prove to be a significant blessing to you both academically and spiritually. We recommend that you thoroughly read the entire study guide before you actually begin working on the Course Projects. If you are uncertain or unclear on any matter, contact the University for clarification (1-800-933-1445 ~ 1-812-471-0611 ~ lessons@mdivs.edu). Above all other things, we encourage you to pray for God's guidance before you begin this course, and each time you work on it.

Become totally familiar with the Master's Online Digital Library, and make ample use of its resources throughout this course. The address is: <http://odl.mdivs.edu>. You will need your student ID# and a password. This information was sent to you shortly after your initial enrollment. Contact Master's if this has been misplaced or forgotten.

Follow the instructions given later in this study guide related to course formatting and submission. You may also refer to your original Student Orientation Page. IMPORTANT: The instructions on the study guide always supersede any other instructions. If there seems to be a conflict between this study guide and other instructions, always follow the instructions on the study guide.

Your Master's Student Portal is also a convenient place to get information on most subjects related to your student status. Go to: <http://ims.mdivs.edu/students-alumni/>

We strongly recommend that you use reliable word processing software and make frequent use of the spell checker and grammar suggestion aspects. Be sure to save your work frequently, and back up your files! Master's cannot be responsible for keeping backup copies of course work you have submitted.

If you need to contact the professor for this course (or the academic office), we recommend that you do so first by email. If the professor's email address is not listed on this study guide you may request it by email: lessons@mdivs.edu.

The total length of time required to complete this course is different for each person. This is because already acquired knowledge of the subject, previous education, and personal situations all influence study habits and ability.

"He will guide you into all truth" (John 16:13).

However, on average, one course credit usually requires between 35-40 clock hours of study. For example, a three-credit course will require between 105-120 hours. Since you are not restricted by classroom hours, on average you might expect to complete a three credit course in about eight to nine weeks by devoting four study hours per day four days per week (i.e. two hours morning and evening). Obviously, these are only general estimates, bearing in mind personal study habits and differing course requirements.

The time between the submission of your coursework, until it is returned to you (graded) will vary, but generally courses sent by postal mail may require as much as two weeks in transit (to and from), and another two weeks to get through the recording and grading process. Email submissions (preferred) generally require about two weeks. These are only averages.

Some courses require a final proctored written final summative exam. If so instructions will be included, further down in this study guide. Be sure to follow very carefully these instructions, and contact the University if you have. If no final exam is required, there will be no instructions given.

Please keep the University informed if you change your email, postal mailing address or telephone numbers.

Students with Disabilities

Students with documented disabilities who may need special instructional accommodations should notify the University.

May God bless you in your studies, and as you follow the timeless encouragement given by the Apostle Paul as recorded in II Timothy 2:15, "*Study to shew thyself approved unto God, a workman that needeth not to be to be ashamed, rightly dividing the word of truth.*"

Also, his words in Galatians 6:9, "*And let us not be weary in well doing: for in due season we shall reap, if we faint not.*"

"He will guide you into all truth" (John 16:13).

GENERAL INFORMATION

Identifying Course Projects - This study guide contains assignments that are related to the required textbook(s), instructional materials, lectures (if any), online or off-line research, as well as optional books along with other course materials. The combination of these assignments is called a *Project* or an *Assignment*.

You will complete *Projects and/or Assignments* for this course then be instructed as to how to submit these for grading. About half way through most courses, you will be asked to complete a Self-guided Personal Assessment. This assessment is not to be submitted for grading, but is designed to assist you in recalling and reaffirming your learning experience up to that point.

After you have completed the requirements for this course (if so required), you will be ready to take your final proctored summative exam (not all courses require a final written exam. Follow the instructions. If there are no such instructions, then this course is not one that requires a final proctored exam.

Instructional Methods - All of the distance education courses at Master's are taught using a variety of instructional methods including reading (lectures in some cases), research (both online and off-line in some cases), self-directed study, demonstration of comprehension through project creation and assessment, a self-directed mid-course personal assessment, and in some cases, a final proctored summative examination.

"He will guide you into all truth" (John 16:13).

Course Information

Instructor: Kurt P. Grady, Pharm.D., D.B.S.

Contact Information for your professor:

Email address: pharmd90@att.net

Phone number: 1-812-471-0611

Course Purpose

The purpose of this course is to increase the student's appreciation for counseling substance abuse through an exploration of both secular models of addiction and the biblical models of idolatry and habituation.

Course Objective

At the completion of this course, the student will be able to compare and contrast the various secular models of counseling the addicted person with the biblical model presented in scripture. Information gleaned from this course will prepare the student with the fundamentals necessary to understand the hope offered through scripture for those enslaved in habitually sinful thinking and behavior.

REQUIRED PRINTED MATERIALS: (Purchased by the student.)

ADDICTIONS: A Banquet in the Grave

Author: Edward T. Welch

ISBN: 0875526063

Publisher: P&R

Publication Date: 2001

"He will guide you into all truth" (John 16:13).

THE USEFUL LIE: How the Recovery Industry has Entrapped America in a Disease Model of Addiction

Author: William Playfair, M.D.

ISBN: 1889032379

Publisher: Timeless Texts

Publication Date: First printing 1991, Second printing 2003

HOW TO HELP PEOPLE CHANGE: The Four-Step Biblical Process

Author: Jay E. Adams

ISBN: 031051181

Publisher: Zondervan

Publication Date: 1986

HOW PEOPLE CHANGE

Authors: Timothy S. Lane and Paul David Tripp

ISBN: 0977080722

Publisher: New Growth Press (in cooperation with the Christian Counseling & Educational Foundation)

Publication Date: 2006

"He will guide you into all truth" (John 16:13).

COURSE COMPONENT NUMBER ONE

Course Projects

1. Read each of the course textbooks in their. Keep a simple reading log of the time spent in reading each book. Prepare a one sentence statement stating you have personally completed the reading assignments as required. Include a reading log of the time spent reading each book.
2. Assume you are asked to write a book review of your assigned textbook, *Addictions: A Banquet in the Grave*, for a counseling journal. Write your review, as both a synopsis and a critique of the content. Your review and critique should be no less than 1,250 words (about five to seven pages).
3. Summarize *The Useful Lie*. Provide approximately 100 words of succinct summary for each of the 13 chapters. Close your review with an analysis of the entire content of the book in light of how this information will be useful in counseling someone who is struggling with substance abuse. How will (or should) you incorporate *The Useful Lie* into counseling? Your completed project should not be less than 1750 words (about seven to ten pages).
4. Using Adams' *HOW TO HELP PEOPLE CHANGE: The Four-Step Biblical Process*, describe the four-step biblical process for change using no less than 500 words for each step. This (uninspired) book was written over twenty years ago. Is it still relevant to Christians today? Explain why or why not (and give examples from your ministry, family or personal life) using no less than 500 words. (Total: not less than 2,500 words, (about ten to twelve pages).

YOU ARE NOW READY TO SEND THE FIRST COMPONENT OF THIS COURSE FOR GRADING. REFER TO THE SUBMISSION INSTRUCTIONS AT THE END OF THIS STUDY GUIDE. Next, you

"He will guide you into all truth" (John 16:13).

will complete your Mid-course Self Directed Assessment, after which you will begin the Second Component of this course.



"He will guide you into all truth" (John 16:13).

MID-COURSE SELF- DIRECTED ASSESSMENT TOOL

This Self-directed Assessment Tool is provided to serve you in two ways.

First, this tool is a vehicle for you to use to go back over the work you have completed up to this point by solidifying terms, concepts, and knowledge that you have encountered along the way.

Second, it helps you to stay focused on your work because all of your course work for the First Component of this course must be submitted for grading prior to beginning this assessment. In this way, as a result of grading the First Component of this course, your grading instructor can better understand where you may need assistance as you go forward. If there are any serious concerns, you will be contact right away.

You should also take this time to contact the University if you need to ask questions or clarify points of concern. Remember, if you are encountering difficulties, it is your responsibility to contact us: <http://ims.mdivs.edu/students-alumni/contact-us/>

We are here to assist you!

The Mid-term Self-Directed Assessment Instructions:

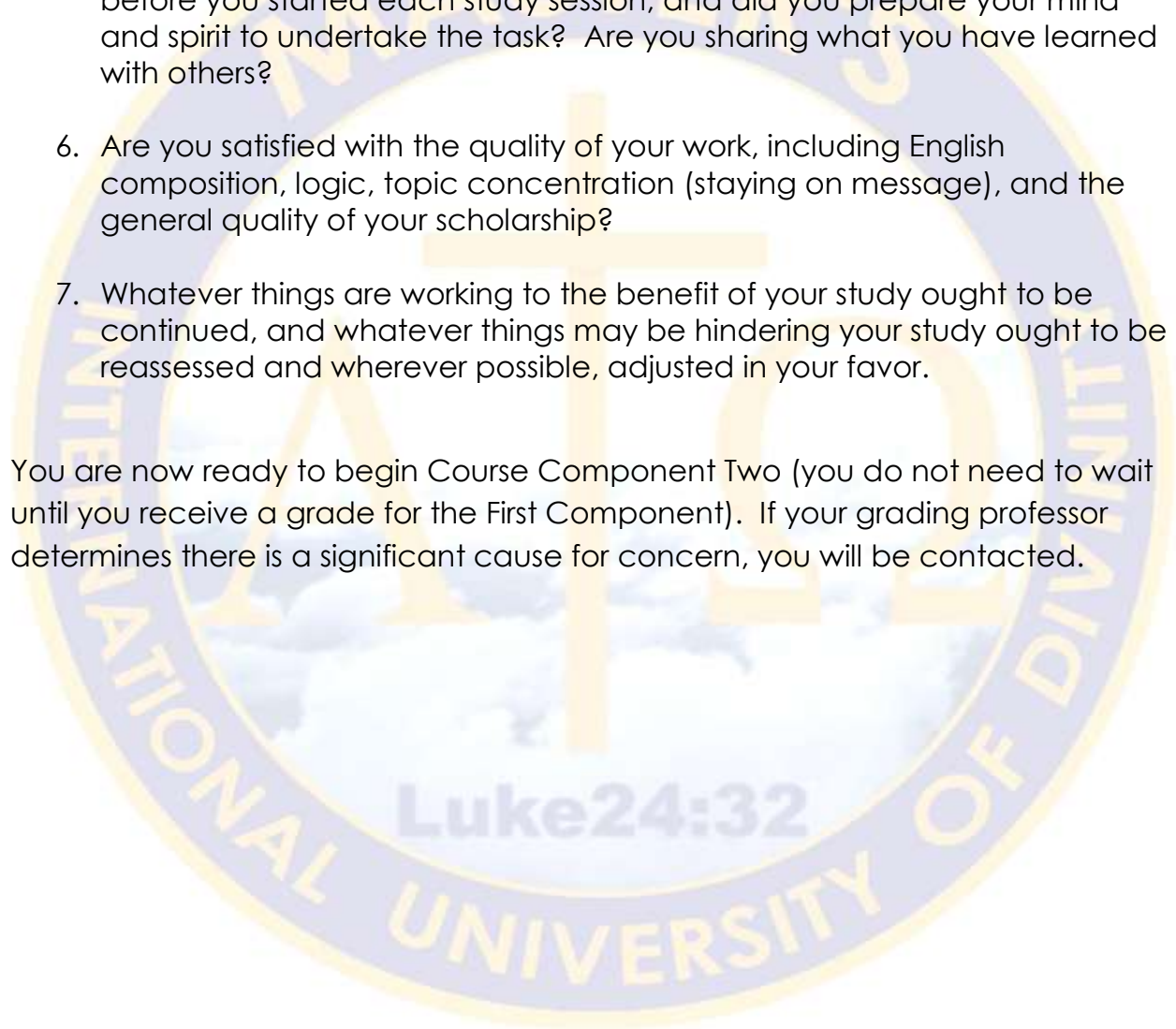
1. Go back through the work that you have just submitted for grading. Re-read your own work, looking for areas where you may still feel unclear or uncertain.
2. After identifying areas where you may feel unclear or uncertain, return to the section of the textbooks or other resources where that information is to be found.
3. Locate the area(s) of your concern, and attempt to clarify and strengthen your understanding of the issue(s).
4. If you are still not satisfied, contact your professor for the course or the University for assistance. We recommend that you do so first by email. If the professor's email address is not listed on this study guide you may

"He will guide you into all truth" (John 16:13).

request it by email: lessons@mdivs.edu.

5. Finally, consider the length of time it has taken you to complete the First Component of this course. Are you satisfied with your time management, study habits, location of study (home, office, library, etc.)? Do you feel you have sufficient resources? Have you made good use of the Master's Online Digital Library <http://odl.mdivs.edu>? In what ways are you able to improve your study habits and conditions? Did you actually stop to pray before you started each study session, and did you prepare your mind and spirit to undertake the task? Are you sharing what you have learned with others?
6. Are you satisfied with the quality of your work, including English composition, logic, topic concentration (staying on message), and the general quality of your scholarship?
7. Whatever things are working to the benefit of your study ought to be continued, and whatever things may be hindering your study ought to be reassessed and wherever possible, adjusted in your favor.

You are now ready to begin Course Component Two (you do not need to wait until you receive a grade for the First Component). If your grading professor determines there is a significant cause for concern, you will be contacted.



"He will guide you into all truth" (John 16:13).

COURSE COMPONENT NUMBER TWO

1. Using chapters 9-14 in Lane's and Tripp's *How People Change*, analyze each chapter using at least one of the four-step biblical processes for change outlined in Adams. How do thorns, cross and fruit relate to II Timothy 3:14-17? How can you integrate the teachings of these two books into counseling? Give at least four examples and explain each one thoroughly using ample scriptural support. Your project should use no less than 1,500 words (about six to eight pages).
2. Based on the information gleaned from all your texts and writing projects as well as other references you choose (adequately referenced), describe a process for counseling "Edith", a middle aged homemaker who "cannot make it through the day" without alcohol. You should write a case describing Edith that includes a detailed agenda for five counseling sessions. You may assume you have completed the first counseling session where you have gathered data and offered hope through God's word. You should incorporate what you have learned from each of the textbooks into your description of each counseling session (also referenced appropriately). Your project should be no less than 2,000 words (about eight to ten pages).
3. This is the final project, and must be completed only after you have finished all of the projects. Write a summary of the entire course. Include in this summary how this course has impacted your understanding of the subject; has helped you in your ministry to others; and how this understanding has changed the way you think and react in matters related to the subject of the course. Use about 1,000 words (four to five pages).

YOU ARE NOW READY TO SEND THE SECOND COMPONENT OF THIS COURSE FOR GRADING. REFER TO SUBMISSION INSTRUCTIONS AT THE END OF THIS STUDY GUIDE.

Assuming that you have completed the requirements for this course, and providing there are no follow-up issues concerning submission and grading, you are now one

"He will guide you into all truth" (John 16:13).

**course closer to the successful completion of your ministry education goal.
Congratulations!**



"He will guide you into all truth" (John 16:13).

GENERAL INFORMATION ON HOW TO SUBMIT YOUR COURSEWORK

[Read Me 1 of 6](#)

ALL COURSES SENT ONLINE **MUST** BE IN THE FOLLOWING FORMAT:

ALL course assignments **MUST** be completed in the form of a single document file transfer attached to an email message. **DO NOT** paste your assignments into the body of the email message. Be sure the assignment is attached as a single file transfer. ALL assignment files must be sent in either one of two forms:

1. Microsoft Word® - or - 2. Any form of text (such as ASCII, Text Only, RTF, Text, etc.). Assignments submitted in unreadable formats will be returned for resubmission in the proper format. Send your assignments to lessons@mdivs.edu.

MAKE BACK UP COPIES OF EVERY COURSE!

TIP: You may create your lesson in your favorite word processor, and when you save it, select "Save As," and then select: .doc, .docx, .rtf, .txt. Remember, all the *text* types are simple, clean and easy way of submitting your courses.

HOWEVER, only the .rtf format is likely to retain all or most of the text formatting that you may have worked so hard to produce. THEREFORE, if you are not submitting your coursework in Microsoft Word (recommended), we strongly suggest that you save to .rtf formatting.

DO NOT SEND COURSES IN ANY OTHER FILE FORMAT. DO NOT SEND COURSES AS A ZIP FILE. In only rare cases will you be instructed to sent course components in multiple files. Unless instructed to do so, always send a completed course component as a single file with all of the projects and assignments for that component saved within a single file. Courses not sent according to these instructions may be refused and a request will be made for resubmission.

[Read Me 2 of 6](#)

THIS INFORMATION IS ONLY FOR STUDENTS WHO MUST PRINT THEIR COURSE SUBMISSIONS AND SEND THEM BY POSTAL MAIL, AND FOR THOSE FEW COURSES THAT REQUIRE THAT THE COURSE BE SENT BY POSTAL MAIL.

Most of the instructions for sending courses apply whether you print and mail your courses or elect to send them online.

"He will guide you into all truth" (John 16:13).

When printing be sure to print on only one side of the page, but be sure that your name, student number and the name plus number of the course is printed on each page (header or footer is acceptable).

If you wish to have us return your graded course, you must include with your submission a return envelop of sufficient size and affixed with sufficient postage to allow us to return your graded course. If you forget to do this, your student account will be charged for the cost of shipping and handling. Send your course submissions to: Master's International University of Divinity, PO Box 5009, Evansville, IN 47716-5009.

[Read Me 3 of 6](#)

BEFORE SENDING YOUR FIRST COURSE, PLEASE BE SURE TO READ VERY CAREFULLY THE INSTRUCTIONS THAT ARE A PART OF THIS PARTICULAR COURSE. IN MOST CASES (THERE ARE SOME EXCEPTIONS) YOU WILL BE REQUIRED TO SEND THE FIRST PART OF THE COURSE, COMPLETE A SELF-ASSESSMENT, THEN BEGIN THE FINAL PART OF THE COURSE, AFTER WHICH YOU MAY BE REQUIRED TO COMPLETE A PROCTORED FINAL WRITTEN SUMMATIVE ESSAY EXAM. **INSTRUCTIONS ON THE CURRENT STUDY GUIDE ALWAYS SUPERSEDE ANY OTHER INSTRUCTIONS.**

NOW, LET US LOOK AT THE GENERAL PAGE FORMATTING & WRITING STYLE GUIDELINES THAT YOU SHOULD FOLLOW AS YOU COMPLETE YOUR COURSE.

Page margins are one inch (top, bottom, left and right). Use page numbering, and place the page numbers at the bottom right of each page. Page number one (1) will be the very first page of your first course project and so-forth. Always double-space.

Use a font that is easy to read (Ariel, Century Gothic (preferred), Verdana, etc.) as well as a font size that is appropriate (usually 12 point so that it is not too small or too large).

Put your name, student number, degree level, and course name in the "Properties" section of your course file. To find the "Properties" box for your file (this may be different for your word processing program), click on "File" at the top left of your word processor. Next, select "Properties" and key in the required information. This will permanently identify your document. You may select any recognized writing style you prefer (A.P.A., M.L.A., Chicago/Turabian), but be consistent in your style selection.

"He will guide you into all truth" (John 16:13).

Courses not sent according to the proper submission steps may be returned for proper compliance. PLEASE understand that with thousands of lessons sent each year; this requirement is a matter of high importance and self preservation for both you and our staff. Thank you for your understanding.

[Read Me 4 of 6](#)

When you send your lesson as a file transfer, use the course number followed by your first, middle (if you have a middle name), and last initials as the name for the file. For example: Let us say you are completing the course "Advanced New Testament I ANT-701." In this example, a course from, let us say, student Steve L. Pack, might have a file name of [ANT-701slp.rtf](#) (if it were saved as an RTF file), or [ANT-701slp.doc](#) if it is a Word document. The point being that the course number is followed by the initials of your name.

In order to be sure that your faculty member knows that the work on your lesson has actually ended, you "must" place the following statement on the last line of the last page of your component submission: ****Last page of this lesson****.

Of course, you are ultimately responsible for creating and maintaining a secure backup file of all courses sent to Master's (online as well as offline). While the occurrence of a course being lost is rare, it does happen.

In some cases, it may be necessary for new students to take a computer/word-processing course from a vendor in his or her own community, or to secure the help of a friend who has mastered the basics.

Of course, as online skills relate specifically to the use of any of Master's Internet based resource, we certainly *are* prepared to assist you in any way possible.

If ever you are just "plain old stuck", send a message to: lessons@mdivs.edu explaining your situation in detail. There is a solution to every problem, and together we will find it.

Each course must be completed with a passing grade of not less than a "C" (75%) for undergraduate programs, and a "B" (85%) for graduate level programs. If a grade falls below the required minimum, you will not be automatically failed, but will be assisted in knowing exactly what is required for a successful re-submission. The goal is always to assure that you will receive the highest quality education possible, and you may be confident that we will actively work with you toward this goal. Please refer to the Course Evaluation Criteria located a couple of pages below.

"He will guide you into all truth" (John 16:13).

[Read Me 5 of 6](#)

Be sure that the following information is *always* included at the very top of the first page of each and every Course Component.

Name:

Student I.D. Number:

E-Mail Address:

Date:

Course Name:

Level of Study and Program Area (Example, Bachelor of Ministry in Biblical Counseling):

Postal Address:

City: State:

Postal Zip or country code:

Country:

Office Telephone & Home Telephone:

You MUST add the above information at the very beginning of your work. COURSES NOT SENT ACCORDING TO THE ABOVE, MAY HAVE TO BE REFUSED, AND A REQUEST WILL BE MADE FOR RE-SUBMISSION.

[Read Me 6 of 6](#)

HOW TO REQUEST YOUR NEXT COURSE IF THE ONE YOU ARE SUBMITTING IS NOT THE FINAL COURSE.

Except when you are submitting your final course for the program, it will be necessary for you to request your next course (it will not be sent to you automatically). BEFORE you do so, please read the following:

If you do not already have the study guide for your next course, you will need to request that it be sent to you. Except in very rare circumstances, we do not recommend that students request future study guides far in advance. Courses are constantly being up-dated, and study guides that were current many months ago, may have undergone revisions.

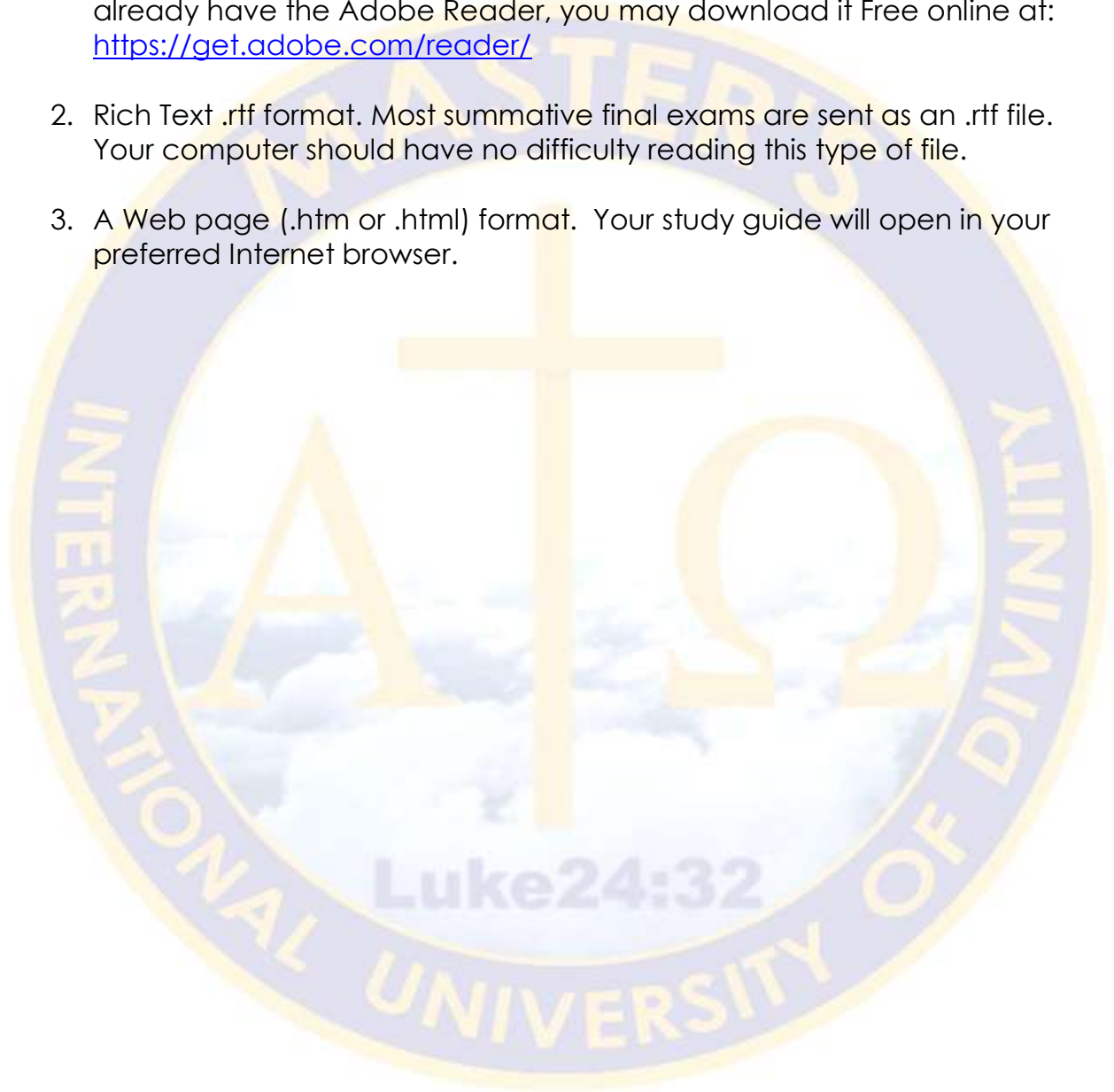
To order your next course, use the Study Guide Request Form on your Program Access Page or the Student Portal. You may also go to:

<http://ims.mdivs.edu/students-alumni/request-a-study-guide/>

"He will guide you into all truth" (John 16:13).

Your study guides will come to you in one of three formats:

1. Adobe .pdf format. This is the standard file format in higher education, and is increasingly the standard in general. It is most likely that you already have an Adobe .pdf reader installed on your computer. If you do not already have the Adobe Reader, you may download it Free online at: <https://get.adobe.com/reader/>
2. Rich Text .rtf format. Most summative final exams are sent as an .rtf file. Your computer should have no difficulty reading this type of file.
3. A Web page (.htm or .html) format. Your study guide will open in your preferred Internet browser.



"He will guide you into all truth" (John 16:13).

GENERAL COURSE EVALUATION CRITERIA USED BY MASTER'S

IMPORTANT: Undergraduate students must achieve not less than 75/C grade level, and graduate/doctoral students not less than 85/B. Student's failing to attain the minimum passing grade, will be asked to resubmit either the entire course, or the portion of the course needing remedy.

20 PTS.
MAX

KNOWLEDGE: recalls details of learned material, including relevant facts and theories.

20 PTS.
MAX

COMPREHENSION: Answers are relevant to questions and projects. Student grasps the meaning of the learned material. Correctly explains, interprets, and summarizes as appropriate.

20 PTS.
MAX

APPLICATION: Applies rules, methods, concepts, and principles as required by questions and projects.

10 PTS.
MAX

ACADEMIC LEVEL: Answers are insightful, original and developed with adequate detail and depth.

10 PTS.
MAX

ACADEMIC LEVEL: Student follows accepted norms of written submission including spelling, grammar and syntax.

10 PTS.
MAX

PROPER CITATION OF REFERENCES: References are appropriate.

10 PTS.
MAX

SUBMISSION REQUIREMENTS: The course has been submitted neatly and in accordance with course submission guidelines.

100 PTS.
MAX

100-96 = A 79-75 = C
95-90 = A- 74-70 = C-
89-85 = B 69-65 = D
84-80 = B- 64-60 = D-

"He will guide you into all truth" (John 16:13).

ADDITIONAL GRADE CRITERIA

- | | | |
|---|---|---|
| <input type="checkbox"/> Exemplary development of ideas. | <input type="checkbox"/> Excellent recall of material. | <input type="checkbox"/> Submission requirements not fulfilled. |
| <input type="checkbox"/> Strong in the area of application. | <input type="checkbox"/> References very strong and relevant. | <input type="checkbox"/> Grammatical errors excessive. |
| <input type="checkbox"/> Unique and helpful expressions employed. | <input type="checkbox"/> Aware of important intricacies of the issues involved. | <input type="checkbox"/> Lack of flow in communication. |
| <input type="checkbox"/> Nice mix of theological and/or pastoral ideas. | <input type="checkbox"/> Overall work at the peak of or above grade level. | <input type="checkbox"/> Overall work somewhat below grade level. |

MASTER'S ACADEMIC INTEGRITY POLICY

The following statements express the policy of Master's International University of Divinity pertaining to academic dishonesty:

Cheating/Plagiarism

A student who submits written material as his/her own work which has been copied in whole or in part from another person's writing without proper acknowledgment is guilty of plagiarism.

Material (whether published or unpublished), copied from another writer must be identified by the use of quotation marks and documentation with specific citation of the source. Paraphrased material must likewise be attributed to the original author. Copying another student's paper, with or without his/her permission, or using his/her ideas with only minimal reworking is plagiarism just as is copying material from printed books and magazines without giving credit to the original source. Having another person do his/her work and submitting it as his/her own is considered cheating.

"He will guide you into all truth" (John 16:13).

Reporting Procedures

First Offense

The grading faculty member will confront the student and the student will be given an opportunity to respond. Taking the student's response into account, the professor will indicate to the student what action will be taken according to the University policy and what procedures will be carried out for reporting the matter to the Dean of Academic Affairs.

The professor may require that the student sign an academic misconduct incident report and give the student a copy of the report. If this is a first incident of plagiarism, the student will receive an "incomplete" for the assignment and the instructor will require the paper to be rewritten in correct form.

Second Offense

The student will receive a "0" for that assignment and will need to re-submit the assignment with a full letter grade reduction as penalty. A notice of the academic offence will be submitted to the Dean of Academic Affairs with a copy of the incident report form and the plagiarized paper or relevant material put in the student's file.

Third Offense

The Professor will send a copy of the incident report to the Dean of Academic Affairs. The student will meet by telephone conference or in person with the Dean of Academic Affairs for consultation regarding academic integrity. The student will fail the course. The student is placed on disciplinary probation. The offending course must be completely repeated if the student is to remain in the program.

**** This is the end of this study guide. ****